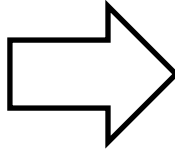





Summer Math Road Trip – Entering Grade 1



Can you finish the math road trip by completing each of the following math activities? Activities do not need to be completed in order. Answers can be placed in the box or on another piece of paper. Some activities do not require you to write down your answer. When the activity has been completed, a family member can place his/her initials at the bottom of the box.



<p>Write the names of the people in your house. Count the letters in each and write the name that has the most letters in the blank:</p> <p>_____</p>	<p>Look at a calendar and count how many Fridays are in July and August.</p> <p>_____</p>	<p>At bath time, estimate how many minutes it will take to fill the bath tub. Then have a grown up time it with a watch. How close was your estimate to the actual time?</p> <p>_____</p>	<p>Go on a Shape Hunt. Count how many items are shaped like a circle and a square in your house. Circle: _____ Square: _____</p> <p>_____</p>	<p>Play "I-Spy" (shapes, colors, number of windows, etc.) Use tally marks while you count.</p> <p>_____</p>
<p>Estimate and count how many bites it takes you to eat a sandwich. Estimate and count how many bites it takes a grownup to eat a sandwich. Is the number of bites the same?</p> <p>_____</p>	<p>Find different sizes of plastic containers and fill them with water. Talk about full, empty, etc. Then compare how much each holds.</p> <p>_____</p>	<p>Make a clock face with a paper plate. Write 12 at the top, 6 at the bottom, and then fill in the rest of the numbers. Add hands if you want!</p> <p>_____</p>	<p>Take a handful of pennies and divide them into two groups. How many cents does each group have? Talk about more, less, and equal.</p> <p>_____</p>	<p>A grown-up can choose a number and start counting three numbers. Then you say the next three numbers – or more! Do this several times!</p> <p>_____</p>
<p>Look at the clock and see what you are doing at 10 o'clock, 2 o'clock and 6 o'clock.</p> <p>_____</p>	<p>Use the Foot-Long Foot to measure the length of your bed and other furniture in your house. Which one is longer? Shorter? Are any the same?</p> <p>_____</p>	<p>Find a group of objects to sort (toys, laundry, cans of food, etc.). Find at least two ways to sort and classify (describe each group).</p> <p>_____</p>	<p>Free Space – Enjoy the Day</p> 	<p>Play "Monster Squeeze" or "Guess My Number". Use clue words: "more than" and "less than".</p> <p>_____</p>
<p>Collect 5 shells or rocks. Put them in order from smallest to largest.</p> <p>_____</p>	<p><i>Take A Break!</i></p> 	<p>Play "Top-It" (also called War) with a deck of cards.</p> <p>_____</p>	<p>Grab a handful of cereal or candy and estimate how many pieces you have. Now count. Then eat it. YUM!</p> <p>_____</p>	<p>Create a pattern using the shoes in your house. Now tell someone your pattern.</p> <p>_____</p>
<p>Skip count by 10's to 100. Skip count by 2's to 10 or more.</p> <p>_____</p>	<p>Count how many times you can jump for 1 minute.</p> <p>_____</p>	<p>Write the numbers 1-5. Draw objects to match each number.</p> <p>_____</p>	<p>Numbers in Sports – Cut out pictures from magazines or newspapers showing numbers used in sports and paste on a piece of paper.</p> <p>_____</p>	<p>You Did It!</p> 

Name:

Entering Grade:



Reading and Math Fun for the Summer

Ocean Township School District



Waretown Elementary School



Summer Reading Log

Student Name: _____ Entering Grade: _____

My summer reading goal is _____ books!

Title AND Author	Date Begun	Date Finished
1.		
2.		
3.		
4.		
5.		
6.		
7.		
8.		
9.		
10.		

Total # of Books Read (minimum of 3-4) _____

My child has read these books this summer. Parent/Guardian Signature: _____

Turn this reading log in to your teacher in September.
There is no limit to the amount of books you can read! Attach additional sheets if necessary.

Check out the Waretown's Public Library's Summer Reading Programs
<http://theoceancountylibrary.org/Kids/default.htm>
<http://theoceancountylibrary.org/Branches/WA/wa.htm>